

DUNLOP TILE-ALL LIQUID

Hazard Alert Code:
LOW

Chemwatch Material Safety Data Sheet

Revision No: 3

Chemwatch 4639-17

Issue Date: 29-Jan-2010

CD 2010/1

Section 1 - CHEMICAL PRODUCT AND COMPANY IDENTIFICATION

PRODUCT NAME

Dunlop Tile-All Liquid

SYNONYMS

"alkyl acrylate-styrene copolymer solution"

PRODUCT USE

Requires that the two parts be mixed by hand or mixer before use, in accordance with manufacturers directions. Mix only as much as is required. Do not return the mixed material to the original containers. Acrylic binder to be added to Optima Powder. Liquid component of a two-part cementitious based acrylic adhesive.

SUPPLIER

Company: Ardex Australia Pty Ltd

Address:

20 Powers Road

Seven Hills





NSW, 2147

AUS

Telephone: 1800 224 070

Fax: +61 2 9838 7817

HAZARD RATINGS

	Min	Max	
Flammability:	0		
Toxicity:	0		
Body Contact:	1		
Reactivity:	0		
Chronic:	0		

Min/Nil=0
Low=1
Moderate=2
High=3
Extreme=4

Section 2 - HAZARDS IDENTIFICATION

STATEMENT OF HAZARDOUS NATURE

NON-HAZARDOUS SUBSTANCE. NON-DANGEROUS GOODS. According to NOHSC Criteria, and ADG Code.

POISONS SCHEDULE

None

RISK

None under normal operating conditions.

SAFETY

None under normal operating conditions.

Section 3 - COMPOSITION / INFORMATION ON INGREDIENTS

NAME	CAS RN	%
alkyl acrylate-styrene copolymer		30-60
additives, unregulated		<1
water	7732-18-5	30-60

NOTE: Manufacturer has supplied full ingredient information to allow CHEMWATCH assessment

Section 4 - FIRST AID MEASURES

SWALLOWED

- Immediately give a glass of water.

DUNLOP TILE-ALL LIQUID

Hazard Alert Code:
LOW

Chemwatch Material Safety Data Sheet

Revision No: 3

Chemwatch 4639-17

Issue Date: 29-Jan-2010

CD 2010/1

- First aid is not generally required. If in doubt, contact a Poisons Information Centre or a doctor.

EYE

- If this product comes in contact with eyes:
 - Wash out immediately with water.
 - If irritation continues, seek medical attention.
 - Removal of contact lenses after an eye injury should only be undertaken by skilled personnel.

SKIN

- If skin or hair contact occurs:
 - Flush skin and hair with running water (and soap if available).
 - Seek medical attention in event of irritation.

INHALED

- - If fumes or combustion products are inhaled remove from contaminated area.
 - Other measures are usually unnecessary.

NOTES TO PHYSICIAN

- Treat symptomatically.

Section 5 - FIRE FIGHTING MEASURES

EXTINGUISHING MEDIA

- - There is no restriction on the type of extinguisher which may be used.
 - Use extinguishing media suitable for surrounding area.

FIRE FIGHTING

- - Alert Fire Brigade and tell them location and nature of hazard.
 - Wear breathing apparatus plus protective gloves for fire only.
 - Prevent, by any means available, spillage from entering drains or water courses.
 - Use fire fighting procedures suitable for surrounding area.
 - DO NOT approach containers suspected to be hot.
 - Cool fire exposed containers with water spray from a protected location.
 - If safe to do so, remove containers from path of fire.
 - Equipment should be thoroughly decontaminated after use.

FIRE/EXPLOSION HAZARD

- - Non combustible.
 - Not considered to be a significant fire risk.
 - Expansion or decomposition on heating may lead to violent rupture of containers.
 - Decomposes on heating and may produce toxic/ irritating fumes.
 - May emit acrid smoke.

FIRE INCOMPATIBILITY

- None known.

HAZCHEM

None

PERSONAL PROTECTION

Glasses:

Gloves:

Safety Glasses.

When handling larger quantities:

Section 6 - ACCIDENTAL RELEASE MEASURES

EMERGENCY PROCEDURES

MINOR SPILLS

- - Clean up all spills immediately.
 - Avoid breathing vapours and contact with skin and eyes.
 - Control personal contact by using protective equipment.
 - Contain and absorb spill with sand, earth, inert material or vermiculite.
 - Wipe up.
 - Place in a suitable, labelled container for waste disposal.

MAJOR SPILLS

- Minor hazard.

DUNLOP TILE-ALL LIQUID

Hazard Alert Code:
LOW

Chemwatch Material Safety Data Sheet

Revision No: 3

Chemwatch 4639-17

Issue Date: 29-Jan-2010

CD 2010/1

- Clear area of personnel.
- Alert Fire Brigade and tell them location and nature of hazard.
- Control personal contact by using protective equipment as required.
- Prevent spillage from entering drains or water ways.
- Contain spill with sand, earth or vermiculite.
- Collect recoverable product into labelled containers for recycling.
- Absorb remaining product with sand, earth or vermiculite and place in appropriate containers for disposal.
- Wash area and prevent runoff into drains or waterways.
- If contamination of drains or waterways occurs, advise emergency services.

Personal Protective Equipment advice is contained in Section 8 of the MSDS.

Section 7 - HANDLING AND STORAGE

PROCEDURE FOR HANDLING

-
- Limit all unnecessary personal contact.
- Wear protective clothing when risk of exposure occurs.
- Use in a well-ventilated area.
- Avoid contact with incompatible materials.
- When handling, DO NOT eat, drink or smoke.
- Keep containers securely sealed when not in use.
- Avoid physical damage to containers.
- Always wash hands with soap and water after handling.
- Work clothes should be laundered separately.
- Use good occupational work practice.
- Observe manufacturer's storing and handling recommendations.
- Atmosphere should be regularly checked against established exposure standards to ensure safe working conditions are maintained.

SUITABLE CONTAINER

-
- Polyethylene or polypropylene container.
- Packing as recommended by manufacturer.
- Check all containers are clearly labelled and free from leaks.

STORAGE INCOMPATIBILITY

- Avoid contamination of water, foodstuffs, feed or seed.

None known.

STORAGE REQUIREMENTS

-
- Store in original containers.
- Keep containers securely sealed.
- Store in a cool, dry, well-ventilated area.
- Store away from incompatible materials and foodstuff containers.
- Protect containers against physical damage and check regularly for leaks.
- Observe manufacturer's storing and handling recommendations.

SAFE STORAGE WITH OTHER CLASSIFIED CHEMICALS



X: Must not be stored together

O: May be stored together with specific preventions

+: May be stored together

Section 8 - EXPOSURE CONTROLS / PERSONAL PROTECTION

EXPOSURE CONTROLS

The following materials had no OELs on our records

- water: CAS:7732-18-5

DUNLOP TILE-ALL LIQUID

Hazard Alert Code:
LOW

Chemwatch Material Safety Data Sheet

Revision No: 3

Chemwatch 4639-17

Issue Date: 29-Jan-2010

CD 2010/1

MATERIAL DATA

DUNLOP TILE-ALL LIQUID:

- None assigned for mixture or identified for ingredient(s).

WATER:

- No exposure limits set by NOHSC or ACGIH.

PERSONAL PROTECTION



EYE

- Safety glasses with side shields
 - Chemical goggles.
 - Contact lenses may pose a special hazard; soft contact lenses may absorb and concentrate irritants. A written policy document, describing the wearing of lens or restrictions on use, should be created for each workplace or task. This should include a review of lens absorption and adsorption for the class of chemicals in use and an account of injury experience. Medical and first-aid personnel should be trained in their removal and suitable equipment should be readily available. In the event of chemical exposure, begin eye irrigation immediately and remove contact lens as soon as practicable. Lens should be removed at the first signs of eye redness or irritation - lens should be removed in a clean environment only after workers have washed hands thoroughly. [CDC NIOSH Current Intelligence Bulletin 59]

HANDS/FEET

- Wear general protective gloves, eg. light weight rubber gloves.

OTHER

- No special equipment needed when handling small quantities.

OTHERWISE:

- Overalls.
- Barrier cream.
- Eyewash unit.

The local concentration of material, quantity and conditions of use determine the type of personal protective equipment required. For further information consult site specific CHEMWATCH data (if available), or your Occupational Health and Safety Advisor.

ENGINEERING CONTROLS

- General exhaust is adequate under normal operating conditions. If risk of overexposure exists, wear SAA approved respirator. Correct fit is essential to obtain adequate protection. Provide adequate ventilation in warehouse or closed storage areas. Air contaminants generated in the workplace possess varying "escape" velocities which, in turn, determine the "capture velocities" of fresh circulating air required to effectively remove the contaminant.

Type of Contaminant:	Air Speed:
solvent, vapours, degreasing etc., evaporating from tank (in still air)	0.25-0.5 m/s (50-100 f/min)
aerosols, fumes from pouring operations, intermittent container filling, low speed conveyer transfers, welding, spray drift, plating acid fumes, pickling (released at low velocity into zone of active generation)	0.5-1 m/s (100-200 f/min.)
direct spray, spray painting in shallow booths, drum filling, conveyer loading, crusher dusts, gas discharge (active generation into zone of rapid air motion)	1-2.5 m/s (200-500 f/min)
grinding, abrasive blasting, tumbling, high speed wheel generated dusts (released at high initial velocity into zone of very high rapid air motion).	2.5-10 m/s (500-2000 f/min.)

Within each range the appropriate value depends on:

Lower end of the range	Upper end of the range
1: Room air currents minimal or favourable to capture	1: Disturbing room air currents
2: Contaminants of low toxicity or of nuisance value only	2: Contaminants of high toxicity
3: Intermittent, low production.	3: High production, heavy use
4: Large hood or large air mass in motion	4: Small hood - local control only

Simple theory shows that air velocity falls rapidly with distance away from the opening of a simple extraction pipe. Velocity generally decreases with the square of distance from the extraction point (in simple cases). Therefore the air speed at the extraction point should be adjusted, accordingly, after reference to distance from the contaminating source. The air velocity at the extraction fan, for example, should be a minimum of 1-2 m/s (200-400 f/min.) for extraction of solvents generated in a tank 2 meters distant from the extraction point. Other mechanical considerations, producing performance deficits within the extraction apparatus, make it essential that theoretical air velocities are multiplied by factors of 10 or more when extraction systems are installed or used.

DUNLOP TILE-ALL LIQUID

Hazard Alert Code:
LOW

Chemwatch Material Safety Data Sheet

Revision No: 3

Chemwatch 4639-17

Issue Date: 29-Jan-2010

CD 2010/1

Section 9 - PHYSICAL AND CHEMICAL PROPERTIES

APPEARANCE

Whitish liquid with a slight odour; mixes with water.

PHYSICAL PROPERTIES

Liquid.

Mixes with water.

State	Liquid	Molecular Weight	Not Applicable
Melting Range (°C)	Not Available	Viscosity	Not Available
Boiling Range (°C)	100	Solubility in water (g/L)	Miscible
Flash Point (°C)	Not Applicable	pH (1% solution)	Not Available
Decomposition Temp (°C)	Not Available	pH (as supplied)	Not Available
Autoignition Temp (°C)	Not Available	Vapour Pressure (kPa)	Not Available
Upper Explosive Limit (%)	Not Applicable	Specific Gravity (water=1)	Not Available
Lower Explosive Limit (%)	Not Applicable	Relative Vapour Density (air=1)	Not Available
Volatile Component (%vol)	63-67 approx.	Evaporation Rate	Not Available

Section 10 - CHEMICAL STABILITY

CONDITIONS CONTRIBUTING TO INSTABILITY

-
- Presence of incompatible materials.
- Product is considered stable.
- Hazardous polymerisation will not occur.

For incompatible materials - refer to Section 7 - Handling and Storage.

Section 11 - TOXICOLOGICAL INFORMATION

POTENTIAL HEALTH EFFECTS

ACUTE HEALTH EFFECTS

SWALLOWED

■ The material has NOT been classified by EC Directives or other classification systems as "harmful by ingestion". This is because of the lack of corroborating animal or human evidence. The material may still be damaging to the health of the individual, following ingestion, especially where pre-existing organ (eg. liver, kidney) damage is evident. Present definitions of harmful or toxic substances are generally based on doses producing mortality rather than those producing morbidity (disease, ill-health). Gastrointestinal tract discomfort may produce nausea and vomiting. In an occupational setting however, ingestion of insignificant quantities is not thought to be cause for concern.

EYE

■ The material may be irritating to the eye, with prolonged contact causing inflammation. Repeated or prolonged exposure to irritants may produce conjunctivitis.

SKIN

■ The material may cause skin irritation after prolonged or repeated exposure and may produce on contact skin redness, swelling, the production of vesicles, scaling and thickening of the skin.

DUNLOP TILE-ALL LIQUID

Hazard Alert Code:
LOW

Chemwatch Material Safety Data Sheet

Revision No: 3

Chemwatch 4639-17

Issue Date: 29-Jan-2010

CD 2010/1

INHALED

■ The material is not thought to produce adverse health effects or irritation of the respiratory tract (as classified by EC Directives using animal models). Nevertheless, good hygiene practice requires that exposure be kept to a minimum and that suitable control measures be used in an occupational setting.

CHRONIC HEALTH EFFECTS

■ Long-term exposure to the product is not thought to produce chronic effects adverse to the health (as classified by EC Directives using animal models); nevertheless exposure by all routes should be minimised as a matter of course.

TOXICITY AND IRRITATION

■ unless otherwise specified data extracted from RTECS - Register of Toxic Effects of Chemical Substances.

■ Not available for mixture or identified for ingredient(s).

WATER:

■ No significant acute toxicological data identified in literature search.

Section 12 - ECOLOGICAL INFORMATION

Refer to data for ingredients, which follows:

DUNLOP TILE-ALL LIQUID:

WATER:

Ecotoxicity

Ingredient	Persistence: Water/Soil	Persistence: Air	Bioaccumulation	Mobility
water	LOW		LOW	HIGH

Section 13 - DISPOSAL CONSIDERATIONS

-
- Recycle wherever possible.
- Consult manufacturer for recycling options or consult local or regional waste management authority for disposal if no suitable treatment or disposal facility can be identified.
- Dispose of by: burial in a land-fill specifically licenced to accept chemical and / or pharmaceutical wastes or incineration in a licenced apparatus (after admixture with suitable combustible material).
- Decontaminate empty containers. Observe all label safeguards until containers are cleaned and destroyed.

Section 14 - TRANSPORTATION INFORMATION

HAZCHEM:

None (ADG7)

NOT REGULATED FOR TRANSPORT OF DANGEROUS GOODS: ADG7, UN, IATA, IMDG

Section 15 - REGULATORY INFORMATION

POISONS SCHEDULE

None

REGULATIONS

Regulations for ingredients

water (CAS: 7732-18-5) is found on the following regulatory lists;

"Australia Inventory of Chemical Substances (AICS)", "IMO IBC Code Chapter 18: List of products to which the Code does not apply", "OECD Representative List of High Production Volume (HPV) Chemicals"

No data for Dunlop Tile-All Liquid (CW: 4639-17)

Section 16 - OTHER INFORMATION

■ Classification of the preparation and its individual components has drawn on official and authoritative sources as well as independent review by the Chemwatch Classification committee using available literature references.

A list of reference resources used to assist the committee may be found at:

www.chemwatch.net/references.

■ The (M)SDS is a Hazard Communication tool and should be used to assist in the Risk Assessment. Many factors determine whether the reported Hazards are Risks in the workplace or other settings. Risks may be determined by reference to Exposures Scenarios. Scale of use, frequency of use and current or available engineering controls must be considered.

DUNLOP TILE-ALL LIQUID

Hazard Alert Code:
LOW

Chemwatch Material Safety Data Sheet

Revision No: 3

Chemwatch 4639-17

Issue Date: 29-Jan-2010

CD 2010/1

This document is copyright. Apart from any fair dealing for the purposes of private study, research, review or criticism, as permitted under the Copyright Act, no part may be reproduced by any process without written permission from CHEMWATCH. TEL (+61 3) 9572 4700.

Issue Date: 29-Jan-2010

Print Date:27-Jul-2010